



2021

2022 03

2021

2022

2021

2035

" "

2022

" "

2022- 2025

"

"

"

"

"

"

5G

mí

LEO

LEO

■

■ ■

~

)

(

2021


"

"

"

"

p




41 2

1

2

" "



1

3



"

3

3.1


3. N

"

"

2

1





--	--	--	--	--	--	--

3

4

5

6

47

• • • • •

7

8

y



2 “

DC

Ni 24 T N 4 € D

		<p style="text-align: center;">AI</p> <p style="text-align: center;">K8S</p> <p style="text-align: center;">3</p>	<p style="text-align: center;">1</p> <p style="text-align: center;">AI</p> <p style="text-align: center;">kubeflow</p> <p style="text-align: center;">2</p>
		<p style="text-align: center;">Ensemble16</p> <p style="text-align: center;">IDE 2</p>	<p style="text-align: center;">1</p>
		<p style="text-align: center;">2</p> <p style="text-align: center;">IT</p>	<p style="text-align: center;">1</p> <p style="text-align: center;">Model Bank5 0</p>
		<p style="text-align: center;">2</p> <p style="text-align: center;">; 3</p> <p style="text-align: center;">4</p>	<p style="text-align: center;">1</p>
		<p style="text-align: center;">SmartLink</p> <p style="text-align: center;">SmartLink</p> <p style="text-align: center;">2</p> <p style="text-align: center;">+</p> <p style="text-align: center;">+</p>	<p style="text-align: center;">ICE 1</p> <p style="text-align: center;">ICE</p> <p style="text-align: center;">+</p>


--	--	--	--

5

1
2

e1





1

2

ñ

Y

2022 1 18

10

5

3

2022 1 18

3

1

1

4

"

3

03F CE

4

Ě6Ñ

=

5



8




t



BI

2,675.87



2

3

4



2021

e b

19.8% 31.4%

18.6% 28.8%

1.2

2.6




3

"

"

185

201




,37 R m6









" "	



"

"

"

"

"

"

"

"

"

"

"

"

"

"

"

"

"

"

"


"

"


"


1












0


\hat{e}





$\forall \in \mathbb{O}$


)»


⊆


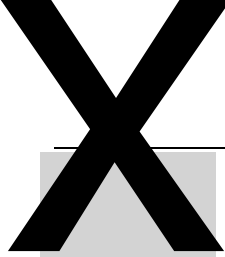












"


"


"

"



10 a (





WEDNESDAY



2021 3 29 1 26


2021

202

2




m



2

3

2






3



1





*

© 2000 CMHDL P&P v.10



's

AỒ&


"

"

1

2

3





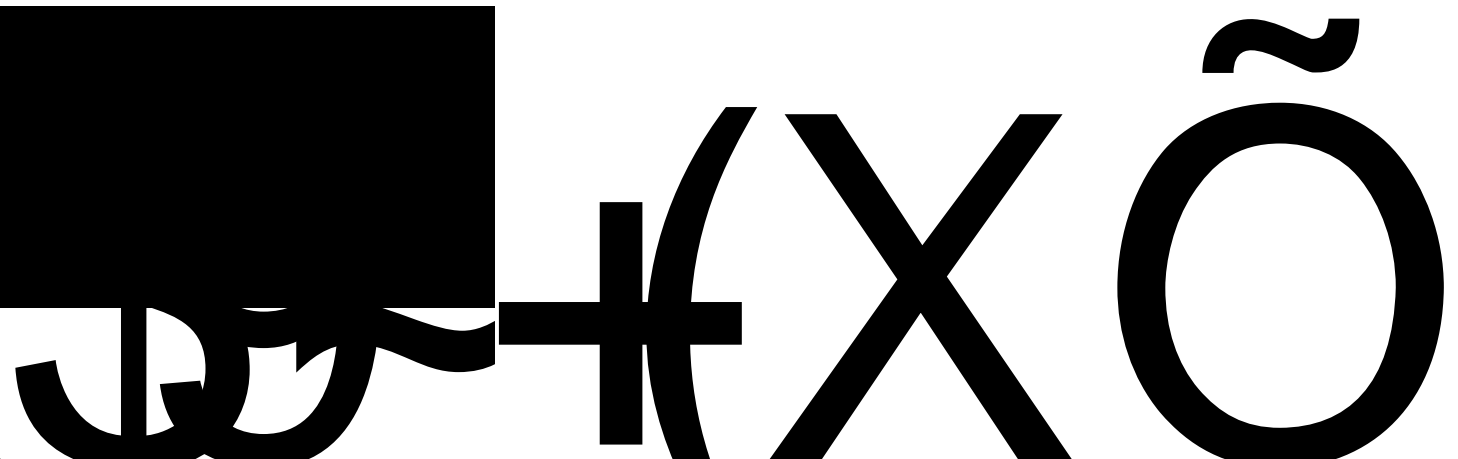


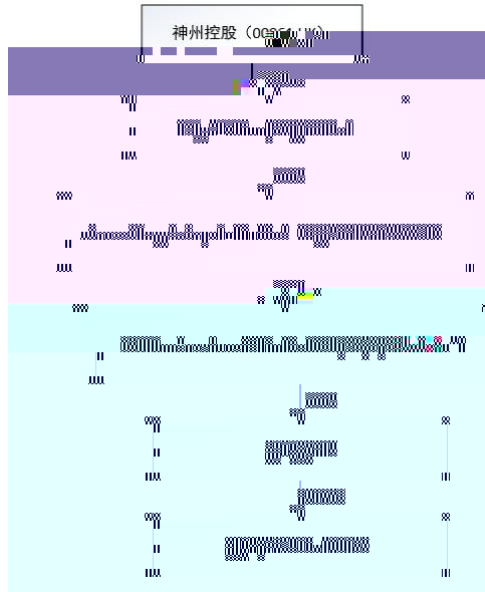
3



X+S+X

λ€Σ O h t \Σeη i = (oenΓe a






4

80%

5

10%

6



Om m

2021

2021 12 31

2021

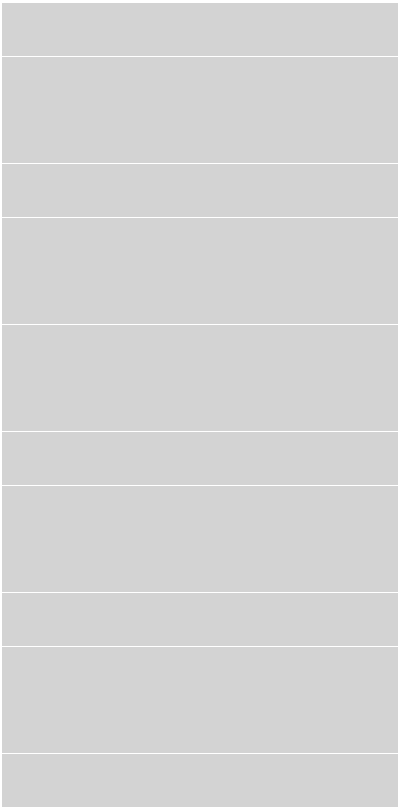
2021 12 31

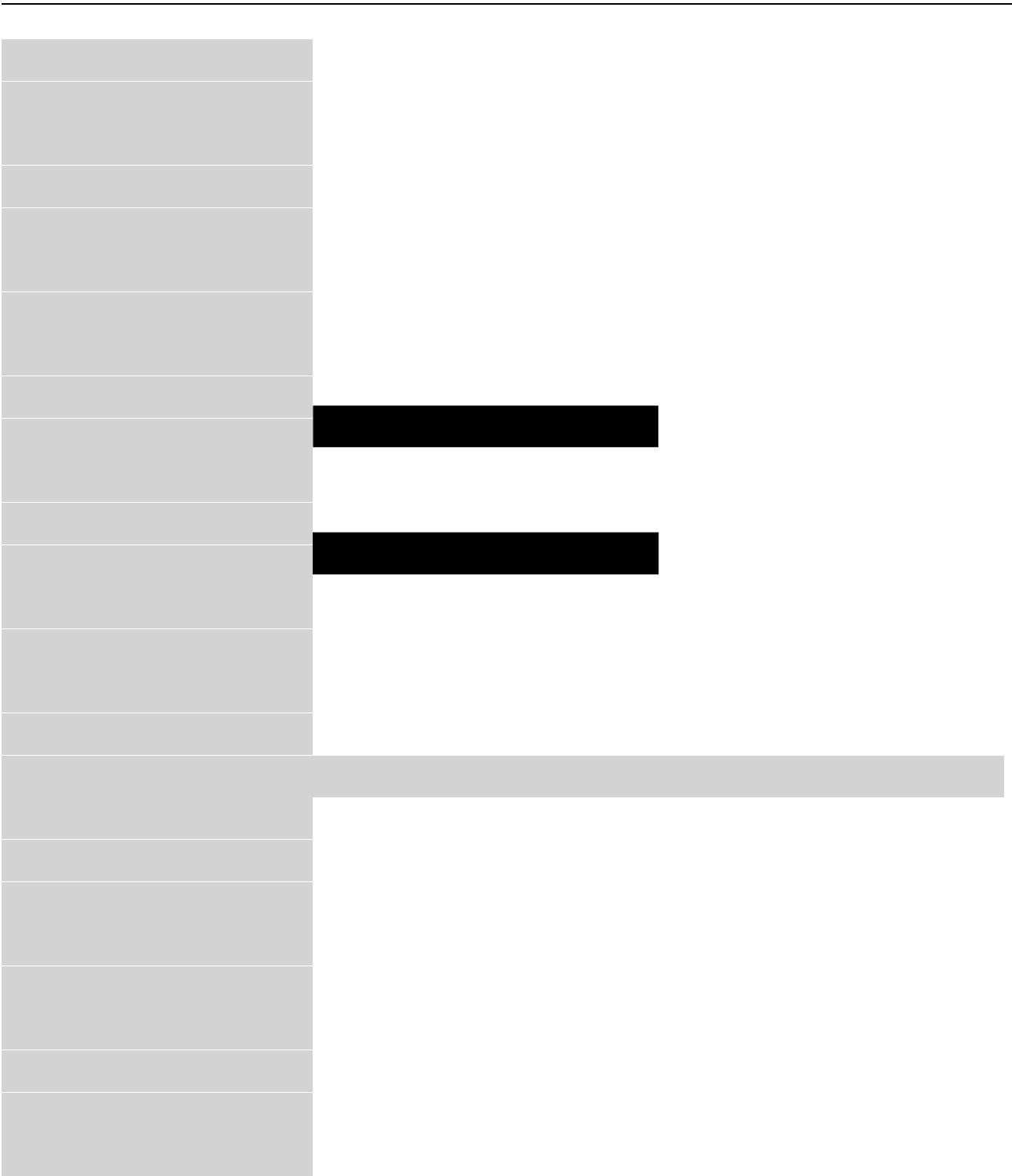
"

"


1.	
1,135,568.47 30	37 2021 1 2 3 4

1.









6



5																	
6																	
1																	
2																	
					- 7, 904, 446. 04								- 7, 904, 446. 04			- 7, 904, 446. 04	
	979, 744, 428. 00				2, 450, 152, 290. 64	200, 061, 146. 53	91, 409, 511. 20	42, 074, 517. 73	2, 550, 369, 313. 30	5, 913, 688, 914. 34	112, 459, 239. 52	6, 026, 148, 153. 86					

2020

161,



970,381,273.00

2,315,977,578.13

44,097,750.00

63,267,793.25

27,819,745.05

0.00 1,802,381,798.99

5,135,730,438.42

101,067,002.96

5,236,797,441.38

" "

1													
2													
3													
4													
5						3, 594, 196. 17			-3, 594, 196. 17				
6													
1													
2													
					-2, 658, 170. 08						-2, 658, 170. 08		-2, 658, 170. 08
	975, 768, 827. 00				2, 406, 151, 454. 21	160, 204, 801. 44	98, 993, 052. 24	34, 958, 025. 22	2, 229, 478, 383. 79	5, 585, 144, 941. 02	100, 722, 654. 22	5, 685, 867, 595. 24	

			2021		
	975,768,827.00	2,243,077,639.50	160,204,801.44	-21,121	




000

S

m''

2020

	970,381,273.00	2,145,529,525.00	44,097,750.00	-21,227,420.32	27,977,512.43	44,277,007.62	3,122,840,147.73
					-157,767.38	-1,419,906.40	-1,577,673.78
						-274,457.21	-274,457.21
	970,381,273.00	2,145,529,525.00	44,097,750.00	-21,227,420.32	27,819,745.05	42,582,644.01	3,120,988,016.74
" "	5,387,554.00	97,548,114.50	116,107,051.44	119,342.88	7,138,280.17	26,399,651.89	20,485,892.00
				119,342.88		71,382,801.70	71,502,144.58
	5,387,554.00	94,761,342.28	116,107,051.44				-15,958,155.16
1	5,387,554.00	65,290,871.16	139,237,351.44				-68,558,926.28
2							
3		2,671,426.72					2,671,426.72



1.

" [1993] 72 [1993] 174 1993

100

7, 438. 88
1994 4 8 1994 7
32, 412, 428. 00 43. 57%

00

		3, 241. 24	43. 57%
		2, 197. 64	29. 54%
		2, 000. 00	26. 89%
		200. 00	2. 69%
		7, 438. 88	100. 00%

2

1 1995

1995 6 10 1

8, 182. 77

2 2000

2000 9 11 3, 565. 37

1, 886. 14

23. 05%

1, 305. 23

15. 95%

374. 00

4. 57%

2000 9 7

, yqUÉ

1

Ní

E

2006 5 26	2006	2005 12 31
2,200.00	10 4	
	9,062.77	
8 2010		
2010 2 8		2013
12 30	1,989.71	21.95%
9 2013		
	2013	
<		>
<		[2013] 1578

I n f i n i t y I - C h i n a I n v e s t m e n t s (I s r a e l) , L . P .

	319,399,894.00	1.00
	21,186,440.00	340,586,334.00
		319,399,894.00
		9.44 /
	319,399,894.00	

2013 12 17	2013 12 17
------------	------------

2013 12 23		
2013 12 30		
2014 2 26	431,214,014.00	XYZH/2012A1055-8

	45.17%	
2014 2 26		"
"	"	"
"	"	"
"	"	"
"	"	"
"	"	"
"	"	"
"	"	"

10 2014	2014	2014	2014
	100.00%		
		[2014] 1258	
		6,073,988.00	5,540,462.00
	4,432,369.00	3,078,033.00	820,809.00
287,283.00	287,283.00		10,856,269.00

20,520,227.00 14.22 / 2014 12 3
20,000,200.00 31,734,241.00

X1ZHV/2014A1054-5

[2014]1258

7,171,717.00 236,666,661.00 33.00 / 0 2014 12 19
236,666,661.00

+

] 2014 12 19

11

2014 12 19

2014 12 19

13

2019 4 23 > 2019 <2019 >

2019 5 8 > 2019 <2019

2019 9 16 > 2019 <2019 >

2019 9 17 2019 2019 9 17

A 2019 10 30 2019 2019 9 17 6.345 / 6,950,000.00 2019 10 18
970,381,273.00

2019 64000003 2019 10 15 6,950,000.00
16 44,097,750.00 " " 6,950,000.00
37,147,750.00 " - "

2020 8 25 2020 9 15 2020 0.039 /
300,000.00 6.345 /

300,000.00 1,591,800.00

2020 11 5 2020 337002

2020 5,687,554.00 2020 5,687,554.00 - 66,882,671.16 2021

24 1,096,845.00 3,975,601.00

2021 3,975,601.00 - 46,746,915.46 2021

12 31 9,663,155.00

3.

8 2 11B1

91440300726198124D

" " " "

1

2

1

2

3

4

5

1

/

2

10

1.

14 — (" ")

)

(

(

)

1

1

2

()

(

()

(

2

1

2

3

4

1

2

5

1

2

11

12

20.00% 20.00% 50.00%



()

()

(%)

(%)

1

40

10

2.25



1

3

20

(1)
(3)

(2)

1

2

31

(1)

32

/

()

33

1

2

1

" 20.


" " 27. "

2


1

4

2



0



2021

15%

2019 10

15%

2021

15%

2020 10

15%

2021

15%

2020 10 21

15%

2021

15%

2018 10

2022 2

GR202132003376

15%

2019 39

()

10%

2020 13

3%


1%

2021

21, 770, 913. 20

5. 79%

1



3

1



2

2

3

--	--	--	--

2

43, 904, 923. 98

43. 92%

6

3



4



7

1

2

8

9

10

1

2019 6

11, 255. 53

2020 12

4, 046, 363. 03

2

()			()
1,904,588.33	-369,006.72		1,535,581.61



2013 3/7/10

0000000000

13

1

2017 6 29 2025 7 1 8

2



cy M JÖTÖ



				2021	12	31
				5	12.12%	
5						
				2.00%	18.67%	
		[2022]				
3	2016	2016	2	24		40.81%
	28,635,631.00					21,592,603.07
				8,811,746.98		19,823,884.02
				2021	12	31
				5	11.43%	
5						
				2.50%	27.33%	
4	2016	2016	12	2		98.60%
1,183,184,287.50				315,224,570.54		
	310,807,299.12	872,376,988.38				
						2021
				5	11.85%	12
5						31
				-1.47%	15.31%	
		[2022]	000152			
5	2018			100.00%		10,000,000.00
			4,081,320.09	5,918,679.91		
				2021	12	31
				5	11.53%	
						5
				-0.23%	10.00%	
6	2019				100.00%	
47,459,244.43						-12,213,756.27
59,673,000.70						

2021 12 31

2



22

23

1

2

1

24

25

1



27

1

28

29



37

1

" "

4, 531, 453, 310. 26
2024

2022

619, 922, 273. 20

2023

5, 888, 844, 048. 01

59, 310, 359. 11

[Empty box]

40

41

v	

↓ €

33.030'030

3

4

5

6

2

54

55

1

1

1 2021 1 4

2 2021 11 22

1

1



--	--	--	--	--

2

1

2

"

"

(1)

(2)

1

	8, 949, 549. 53	2, 828, 929. 70	18, 537, 200. 03	7, 598, 135. 34
	1, 039, 953. 71	3, 339, 905. 48	1, 730, 221. 30	46, 960, 102. 90

2

2021 12 31
6, 217. 49 2020 12 31 31, 970. 41

3

2021 12 31

5. 3

/

4

2021 12 31

	164, 355, 930. 18			164, 355, 930. 18
	928, 591, 820. 42			928, 591, 820. 42
	1, 802, 345, 868. 73	595, 871, 514. 86	188, 832, 383. 75	2, 587, 049, 767. 34
	140, 577, 581. 00	13, 364, 090. 42	8, 978, 490. 89	162, 920, 162. 31

5

1

		2021		2020	
	5%	581.30	581.30	597.95	597.95
		1.53	-2,828.80	-3.97	-2,854.22
		582.83	-2,247.50	593.98	-2,256.27
	5%	-581.30	-581.30	-597.95	-597.95
		-1.53	2,828.80	3.97	2,854.22
		-582.83	2,247.50	-593.98	2,256.27

2

	2021		2020	
1%	-62.17	-62.17	-376.83	-376.83
1%	62.17	62.17	376.83	376.83

1

2

3

" 7 "

1

2

3

" 2 1 "

4



h

QUESTION

2

3

" 2 "

4

2013 10 28

" "

6

1981387 1958296 1958736 1958790

1956439 1964768

016

2

3



24	12	50%
36	24	50%

24	12	50%
36	24	50%

/	2019	3.6
/	2020	4.35

1 20 9 17

2 5 16

3 12 76 /

4 1 2

5 26 63% 23 76%

6 1 50% 2 10%

7 0 3106% 0 2826%

1 2

2020 11 3

2020

2020

2019

/

6

3603

1

2

1

1

25,000,000.00

96,600,000.00

25,000,000.00

2020 6 30

15,000,000.00

2020 12

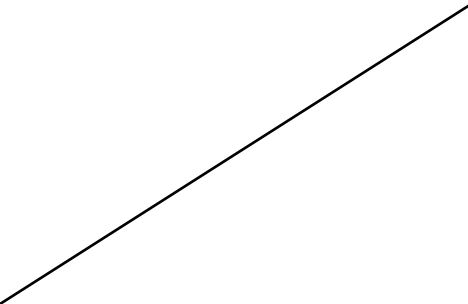
i

1

1



0, 97, 314.95



1

1

2

180

1

2



[Redacted]

[Redacted]

2

3

1

3