

2018

2018 08

.....	2
.....	6
.....	9
.....	11
.....	24
.....	41
.....	46
.....	47
.....	50
.....	51
.....	148

			000555
	Digital China Information Service Company Ltd.		
	DCITS		

	10	10
	18	18
	010-61853676	010-61853676
	010-62694810	010-62694810
	dcits-ir@dcits.com	dcits-ir@dcits.com

1

2017

2

2017

6

	4,160,902,696.23	3,684,581,162.12	12.93%
	250,492,169.97	91,911,048.33	172.54%
	86,092,030.62	80,465,893.94	6.99%
	-847,767,247.75	-1,089,944,693.69	22.22%
/	0.2600	0.0954	

12 —

2

1

80

2016

2

3

30

4

2018

560

IT 30

DT " "

2018FinTech

FinTech

“ ”

6

IDC

2

	-954,169,806.75	-898,091,890.83	-6.24%	
--	-----------------	-----------------	--------	--

	1,743,960,355.18	1,376,800,902.38	21.05%	54.14%	60.89%	-3.31%
	777,527,893.49	642,065,689.78	17.42%	-42.82%	-45.07%	3.38%
	1,335,281,732.19	1,135,693,532.15	14.95%		48.94%	-1.80%
	304,132,715.37	218,777,655.21		9.64%	9.84%	-0.13%
	2,458,312,719.66	2,184,101,048.12	11.15%			

	2,458,312,719.66	2,184,101,048.12	11.15%	11.56%	12.57%	-0.81%
	1,702,589,976.57	1,189,236,731.40	30.15%	14.97%	13.67%	0.79%

1

	828,149,713.42	8.64%	848,022,375.32	8.71%	-0.07%	
	3,539,376,387.18	36.90%	3,735,836,690.90	38.38%	-1.48%	
	1,559,815,755.53	16.26%	1,378,819,220.36	14.16%	2.10%	
		5.25%		3.86%	1.39%	
	587,132,244.76	6.12%	650,709,639.60	6.68%	-0.56%	

4

1

--	--	--	--	--	--	--	--	--

2

--	--	--	--	--	--	--	--	--	--	--	--	--	--	--

2018
12,900



10%

			800,000,000.00	4,226,549,376.67	1,270,766,735.10	2,508,188,840.16	83,538,418.06	88,313,841.53
			100,000,000.00	929,659,927.09	751,825,433.59	392,220,817.23	121,550,504.96	105,606,324.99
			200,000,000.00	428,625,692.30	233,589,927.98	58,686,551.98	-51,522,020.55	-45,387,253.38

37.25%		25.08	32.86%	0.88
76.30%	IT	3.92	42.78%	1.06
67.45%	ATM	0.59	46.28%	0.45
			ATM	

2018 1-9


	26,049	--	30,049	12,964
				100.93%

1

--	--	--	--	--	--

2018

62.



9,718,380
2018 4 25

2
11,080,924

1,108,092
2016 4 25

1,108,092
2017 10 17

8,864,740
2018 4 25

2015 12

3
8,864,738

2016 24

886,474 2016
4 25

2017 36
10%

886,474 2017
10 17

2017 80%

7,091,790
2018 4 25

2017 12 28	757,395 2018 1 19
2017 12 28	19 2018 1

()

()			()	()	()		
	4,186.89						

													n
				--	--	8,885.53	--	60,000	--	--	--	--	--
			2018							12,000			809.73
							8,000			129.51			
								5,000			719.29		
					400			0					
				500		0							32,000
				6,408.08									
				2,100		818.92							

2

3

4

5

1

1

2

3

2

1

	2017 09 28	30,000	2017 12 29	514.9		1		
	2017 09 28	20,000	2017 12 29	18.73		1		
	2017 09 28	3,000	2018 07 23	7.23		1		
	2017 09	30,000	2018 02	22,714.64				

	28		09						
	2017	09	15,000	2018	02	5,222.7			
	28		09						

	2016 09 29	40,000	2016 09 29	742.17	5		
	2016 07 19	20,000	2016 07 19	65.9	2		
B1		120,000		B2			

1

2

1

" "

" "

2

2018

3

2017 11 30

2017 7 5
2017

2017 7 10
2017 7

2018-016		B20	2018/2/22	
2018-017	5%	B28	2018/2/24	
2018-018	2018	B41	2018/2/27	
2018-019		B41	2018/2/27	
2018-020		B41	2018/2/27	
2018-021	2018	B41	2018/2/27	
2018-022		B72	2018/2/28	
2018-023		B32	2018/3/3	
2018-024	5%	B45	2018/3/7	
2018-025		B80	2018/3/9	
2018-026	2018	B80	2018/3/10	
2018-027				

2018-042		B134	2018/3/29	
2018-043		B134	2018/3/29	
2018-044		B134	2018/3/29	
2018-045		B134	2018/3/29	
2018-046	2017			

2018-069		B45	2018/6/2	
2018-070	5%	B112	2018/6/6	

1

	73,932,581	7.67%	0	0	0	-45,415,639	-45,415,639	28,516,942	2.96%
1	0	0.00%	0	0	0	0	0	0	0.00%

1	2018	1	19	2014	2016	25,922,107		
2,638,314					757,395	3,519,749		
2,346,499				7,061,008		3,519,749	3,754,399	
				2,324,994		2018	1	17
www.cninfo.com.cn								
2	2018	4	25	2014		25,674,910		9,718,380
				8,864,740	7,091,790			

	7,091,790	7,091,790	6,131,278	6,131,278	8,864,738	2016 4 25 886,474 2017 10 17 886,474 2018 4 25 7,091,790
	8,527,926	0	0	8,527,926	8,527,926	2019 12 28 8,527,926
	7,735,638	0	0	7,735,638	7,735,638	2019 12 28 7,735,638
	2,808,225	0	0	2,808,225	2,808,225	2019 12 28 ■

	75,016		0
5%			

		389,540,110	389,540,110
		96,600,264	96,600,264
		87,866,423	87,866,423
		49,708,280	49,708,280
	Infinity I-China Investments(Israel),L.P.	13,130,434	13,130,434
		10,773,088	10,773,088
		7,860,000	7,860,000
		5,115,000	5,115,000
	1	2,346,500	2,346,500
	1	2,346,499	2,346,499
10	10		36 -
	10		

10

10

10

10

			0	0	0	0	0	0	0
			0	0	0	0	0	0	0
			0	0	0	0	0	0	0

0

			2018 03 27	
			2018 03 27	
			2018 03 27	
			2018 03 14	2018
			2018 04 27	2017

1

2018 06 30

	828,149,713.42	1,780,637,091.58

	65,590,949.60	517,403,555.86
	6,375,523,253.40	7,587,076,164.88
	109,834,697.32	109,334,697.32
	503,466,943.37	384,292,164.61
	587,132,244.76	628,994,884.32

	474,274,178.17	598,244,206.01
	1,800,537,415.80	1,774,564,439.84
	665,234,397.92	1,189,799,121.62
	152,782,913.18	327,197,862.17
	121,955,734.54	163,095,727.61
	1,287,102.81	2,964,537.62
	74,949,654.36	128,208,946.73
	20,000,000.00	20,000,000.00
	4,277,665,550.89	5,650,894,433.86
	55,000,000.00	65,000,000.00
	3,200,000.00	3,200,000.00
	35,017,536.49	36,424,716.53
	8,289,368.90	8,572,485.98
	101,506,905.39	113,197,202.51
	4,379,172,456.28	5,764,091,636.37

	963,431,273.00	963,431,273.00
	2,271,271,286.36	2,228,710,283.50
	66,787,906.62	66,969,039.65
	27,209,080.61	27,209,080.61
	1,823,172,559.21	1,603,510,186.54
	5,151,872,105.80	4,889,829,863.30
	59,516,712.38	
	5,211,388,818.18	4,955,702,237.40
	9,590,561,274.46	10,719,793,873.77

2

	58,057,911.86	12,100,224.30
	233,660,621.40	257,855,196.23
	452,175.27	
	452,175.27	
	234,112,796.67	257,855,196.23
	963,431,273.00	963,431,273.00
	2,099,501,103.23	2,099,501,103.23
	27,209,080.61	27,209,080.61
	117,343,496.07	134,681,033.03
	3,207,484,952.91	3,224,822,489.87
	3,441,597,749.58	3,482,677,686.10

“ ”	87,824,768.74	109,819,190.36
“ ”	160,118,954.27	
	250,492,169.97	91,911,048.33
	-2,548,446.96	17,908,142.03
	-181,133.03	2,588,563.51
	-181,133.03	2,588,563.51
1.		
2.		
	-181,133.03	2,588,563.51
1.	-144,199.42	858,206.44
2.		
3.		
4.		
5.	-36,933.61	1,730,357.07
6.		
	247,762,589.98	112,407,753.87
	250,311,036.94	94,499,611.84
	-2,548,446.96	17,908,142.03
	0.2600	0.0954

4

	479,676,089.49	98,345,695.79
	449,484,195.36	90,644,456.72
	257,147.00	115,510.88
	263,739.11	3,010,618.98
	11,769,041.01	5,167,190.08
	-1,277,365.89	-958,717.82
	7,294,699.34	6,781,933.53
“ ”	1,816,019.50	
“ ”	1,299,676.60	5,199,230.83
	-2,624,818.62	-3,078,860.59
“ ”		
“ ”	15,000,329.66	-1,216,065.75
	919.90	5,470.35
	4,702.77	96.07
“ ”	14,996,546.79	-1,210,691.47
	1,504,286.45	-1,868,032.46
“ ”	13,492,260.34	657,340.99
“ ”		
“ ”		
1.		
2.		
1.		

	780,455,059.75	693,288,454.56
	284,498,046.91	212,379,992.39

	1,072,581,500.92	
	-556,919,412.62	
	-1,347,584.60	
	-954,169,806.75	
	1,776,372,815.17	
	822,203,008.42	

6

	475,891,716.21	
	57,349,484.44	
	533,241,200.65	


	1,902,803,019.00	1,853,510,993.00
	1,926,778,649.73	2,040,035,179.33
	79,957,582.93	-107,241,656.87
	37,707,081.38	60,825,173.97
	37,707,081.38	60,825,173.97
	39,500,000.00	205,000,000.00
	31,872,180.19	30,603,453.81
	71,372,180.19	235,603,453.81
	-33,665,098.81	

2018

					-30,829,797.30		-30,829,797.30
					-30 829 797 30		-30 829 797 30



	963,431,273.00			2,099,501,103.23				27,209,080.61	134,681,033.03	3,224,822,489.87	



	2018											
3												
1												



1.

“ ” 1993 72

1993 174 1993 100

7,438.88

1994 4 8 1994 7

32,412,428 43.57%

	3,241.24	43.57%
	2,197.64	29.54%
	2,000.00	26.89%
	200.00	2.69%
	7,438.88	100.00%

2.

1 1995

1995 6 10 1

8,182.77

2 2000

2000 9 11 3,565.37

1,886.14 23.05% 1,305.23

15.95% 374 4.57%

2000 9 7 1,989.71

3 2002

2002 8

1,983.37

24.24%

4 2004

2004 8

608.37

7.44%

5 2004

Infinity I-China Investments (Israel), L.P.

319,399,894

		[2014]1258		
			6,073,988	
5,540,462		4,432,369	3,078,033	
820,809	287,283		287,283	
10,856,269				
		20,520,227	24.22 /	2014 12

96.03%

2016 11 2

[2016]2517

4

5

6

“

”

7

,

8

3

9

1

2

“

”

10

1

1

1)

2)

3)

2

11**1**

	500

2

I	100	180	720

ii. II

	0%
1-90	5%
91-180	10%
181-270	20%
271-360	50%
361	100%

iii.

13

20% 50%
20%

2

		40	10%	2.25%
		5	0%-10%	18%-20%
		5	0%-10%	18%-20%
		5	0%-10%	18%-20%

15**16**

17

1

2

1

2

3

4

5

18

1

2

3

4

5

6

7

19

1 (1)

20

1

2

3

21

22

23

12 —

1

2

3

4

24

“ ”

3

2

1

2

	15%
	15%
	15%
	10%
	20%
	20%
	15%
DIGITAL CHINA FINANCIAL SERVICE HOLDING LIMITED	16.5%

Digital China Software (BVI) Ltd.

Digital China Software (BVI) Ltd.

Digital China Financial Service Holding Limited

16.5%

2

1

2009 6

, 2012 5

2015 11

15%

2018

15%

2015 11

15%

2018

15%

2008 9

2011 9

2014 6

2017 11

15%

2018

15%

2014 10

2017 10

15%

		2018		15%	
DIGITAL CHINA ADVANCED SYSTEMS LIMITED					
		2008	12		2011 9
2014	10		2017	10	
					15%
	2018		15%		
		2010	9		,2013 11
2016	12				
		15%			2018
15%					
		2013	11		2016 12
15%			2018		15%
		2015	11		

2

[2011]4

2011

3%

3

5,415,825.54

2.16%

		%		%
	3,461,983,876.50	100.00	273,321,031.35	7.89
	3,461,983,876.50	100.00	273,321,031.35	7.89

1

II

	2018 6 30			2017 12 31		
		%			%	

5

1

1	139,072,107.68	94.26%	100,749,818.19	93.04%
1 2	4,965,988.48	3.37%	7,428,988.56	6.86%
2 3	3,500,000.00	2.37%	4,591.75	0.00%
3			103,388.58	0.10%
	147,538,096.16	--	108,286,787.08	--

2

110,098,959.33

74.62%

6

1

()		



		%		%	
	460,105.90	0.22			460,105.90
	174,622,660.41	81.80	0.00	0.00	174,622,660.41
	213,499,658.41	100.00	38,876,998.00	18.21	174,622,660.41

		%		%	
	38,876,998.00	22.23	38,876,998.00	100.00	
	135,562,128.22	77.51			135,562,128.22
	460,105.90	0.26			460,105.90
	136,022,234.12	77.77			136,022,234.12
	174,899,232.12	100.00	38,876,998.00	22.23	136,022,234.12

2

0.00

0.00

3

	134,681,607.66	129,671,335.68
	38,876,998.00	38,876,998.00
	26,250,000.00	
	12,956,286.12	

4

		38,876,998.00	3	18.21%	38,876,998.00
		26,250,000.00	1	12.30%	
		8,021,667.42	1	3.76%	
		6,096,566.10	1 2-3	1-2 3	2.86%
		5,688,000.00	1-2	2.66%	
	--	84,933,231.52	--	39.79%	38,876,998.00

8

1

	1,027,504,388.82		1,027,504,388.82	832,314,765.52		832,314,765.52
	511,230,953.86	77,010,010.10	U\$			

11

	10,833,774.78			-2,257,788.46				8,575,986.32		0.00	8,575,986.32
	10,833,774.78			-2,257,788.46				8,575,986.32		0.00	8,575,986.32
	5,333,816.01			1,914,929.73						7,248,745.74	
	2,493,713.82			288,014.80							

165,601,388.19	828,614,029.21
6,881,203.29	7,171,911.46
6,881,277.66	7,298,412.38

-75.61:



19

	80,935,730.85	187,569,973.61
	393,338,447.32	410,674,232.40
	474,274,178.17	598,244,206.01

2

1

3

--	--	--	--

	3,821,027.64	7,341,714.73
	9,420,679.15	7,765,820.46
	74,949,654.36	128,208,946.73

26

	20,000,000.00	20,000,000.00
	20,000,000.00	

29



--	--	--	--	--	--

31

	2,225,842,789.75			2,225,842,789.75
	2,867,493.75	42,561,002.86		45,428,496.61
	2,228,710,283.50	42,561,002.86		

34

	1,603,510,186.54	1,330,021,145.69
	1,603,510,186.54	1,330,021,145.69
	250,492,169.97	302,642,281.64
		4,104,027.70
	30,829,797.30	25,049,213.09
	1,823,172,559.21	1,603,510,186.54

- 1) 0.00
- 2) 0.00
- 3) 0.00
- 4) 0.00
- 5) 0.00

35

	4,160,902,696.23	3,373,337,779.52	3,684,581,162.12	2,986,334,229.36
	4,160,902,696.23	3,373,337,779.52	3,684,581,162.12	2,986,334,229.36

36

	10,457,928.49	5,046,138.75
	4,361,829.26	2,260,115.27
	1,312,140.59	1,026,131.89
	54,547.09	55,679.19
	2,309,337.66	2,210,073.02
	2,907,886.19	1,522,181.38
	5,690.39	4,860.12
	21,409,359.67	12,125,179.62

37

--	--	--

	93,208,421.76	
	13,445,780.45	18,240,333.62
	-7,318.44	
	171,716,328.47	24,774,077.30

165,771,140.92

72,562,719.16

93,208,421.76

43

	5,415,825.54	6,674,404.87
	2,040,008.08	
	1,661,086.44	
	1,535,878.84	
2017	1,000,000.00	
	888,067.55	891,839.51
	798,400.00	
	527,051.58	
	200,000.00	
2017	200,000.00	
Deeplan	175,776.78	
	151,780.00	35,000.00
Deeplan	151,310.75	
	88,608.01	1,286,573.44
	74,000.00	120,000.00
2016	26,892.21	898,580.56
		2,290,174.49
2016		946,000.00
- SAAS		523,417.31
		500,000.00
" +		321,755.57

		295,500.00
	194,712.03	396,224.13
	15,129,397.81	15,179,469.88

44

	2,185.61	64,092.88	2,185.61
	202,268.27	934,652.61	202,268.27
	204,453.88	998,745.49	204,453.88

45

		50,000.00	

	-40,367,421.03
	-894,842.85
	22,434,049.61
	-4,185,934.48
	-37,253,277.73
	2,291,339.04

47

32

48

1

	8,400,392.23	4,443,800.00
	5,693,271.00	7,138,568.97
	9,326,186.28	7,406,831.94
	23,419,849.51	18,989,200.91

2

	3,189,871.51	1,460,383.53
	49,512,015.68	24,193,244.34
	283,657,076.29	224,778,512.59

3

	5,998,303,019.00	

49

1

1	--	--
	247,943,723.01	109,819,190.36
	164,162,858.64	125,841,233.53
	32,564,485.50	27,763,154.87
	19,438,733.01	

2

	61,250,000.00

	864,937.05	6.62000	5,725,883.25
	18,276.19	0.84439	15,432.23
	1,074,482.95	6.62000	7,113,077.13
	10,000.00	0.84439	8443.9
	1,546,353.05	6.62000	10,236,857.19
	2,366,077.60	0.84439	1,997,892.26
	23,716.62	6.62000	157,004.02
	246,011.01	0.84439	207,729.24
	82,000.00	0.84439	69,239.98

1

2018 2

" "

35%

8750

2018 3 14

2018



	/	/
	219,538,805.70	215,683,874.96
--	146,086,014.65	

1

2

1

2018 06 30



3

4

1


--	--	--

2

1 1

3

2 1



		229,487.18			
					15,637.08
		794,905.67			
		1,875,657.06			

/

|--|--|--|--|

“ ”+“ ”

3030645

2014

		34,050.00	
	DIGITAL CHINA HOLDINGS LTD	10,178.16	16,795.78
	INSTANT TECHNOLOGY SYPPPLY CHAIN	6,528.19	
	DIGITAL CHINA (HK) LIMITED	326.97	133,864.48

2016

1 2018 8 28

2018

2018

2017

2018

5

5

2018

2 2018 8 28

2018

1

1

6

6

0	3,352,725.68

--	--

--

--

2

1

	31,023,906.00	100.00%		31,023,906.00	23,906.00	100.00%		23,906.00	

		%		%	
	23,906.00	100.00			23,906.00
	23,906.00	100.00			23,906.00
	23,906.00	100.00			23,906.00

2

	23,906.00	23,906.00
	31,000,000.00	
	31,023,906.00	23,906.00

3

	20,000,000.00	1	64.47%	
	11,000,000.00	1	35.45%	

3

--	--	--

4

	479,676,089.49	449,484,195.36	98,345,695.79	90,644,456.72
	479,676,089.49	449,484,195.36	98,345,695.79	90,644,456.72

5

		-2,624,818.62	-3,078,860.59

1 —

2

		/	/
	5.00%	0.2600	0.2600
	1.72%	0.0894	0.0894

3

1

2

2018 8 28