


2015

.....	2
.....	5
.....	10
.....	14
.....	36
.....	65
.....	74
.....	75
.....	84
.....	



	http://www.cninfo.com.cn



4	2004	11	9		
				2010	2 8
5	2013	12	30		

194,770,055

	350,620,327.31	279,531,140.01	25.43%	254,718,777.19
	326,443,876.20	264,882,742.13	23.24%	231,444,635.10
	78,386,638.78	503,133,542.65	-84.42%	161,089,588.21
	0.3820	0.3241	17.86%	0.3988
	0.3820	0.3241	17.86%	0.3988
	11.34%	13.69%	-2.35%	14.23%
	2015	2014		

	2015	2014	2013	
	-7,428,287.96	-456,221.41	-943,872.49	
	25,987,319.34	19,255,629.29	42,447,258.62	
		-2,207,547.16		
	3,524,517.48	-10,424,057.88	-860,252.99	
	6,756.52			
	11,860,810.48	200,889.68	784,172.53	
	-5,315.78	17,276,443.95	-1,332,948.27	
	3,498,230.43	4,040,651.53	268,013.58	
	6,271,118.54	4,956,087.06	16,552,201.73	
	24,176,451.11	14,648,397.88	23,274,142.09	--

1

1

1

30

IT

IT

ITSS

IT

1

IT

IT

IT

2006

2015

IT

IT

IT

3

IT

IT

SaaS PaaS

4

ATM

ATM

ATM

C6000

C7000

3

2015

OKI

C9000

1

	100%
	73.78%
	255.35%
	92.56%
	90.01%
	31.57%
	21,176,651.37
	30.27%

2

IT

+

IT

Sm@rtOP

ITSS

IT

IT

1

,

2015

2015

,

,

,

2015

IT

IT

"

"

2015 10

ITSS

IT

IT

2015 12

1

2015

2015

67.13

2.35%

20.66%

2.34

3.51

25.43%

3.26

23.24%

2015

2015

IT

IT

IT

,

2015

17.44

2.32%

26.34%

2.78

IT

IT

2015

2015

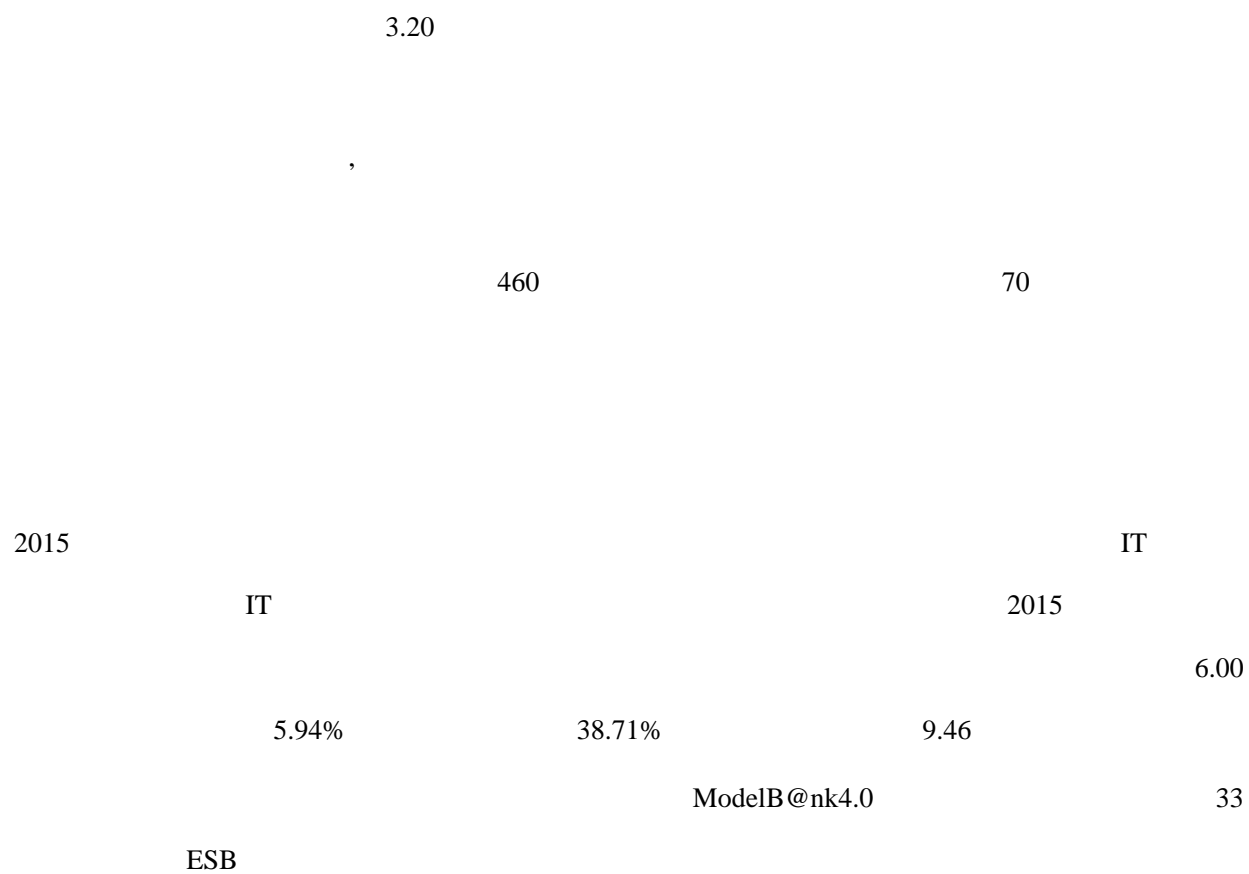
2.59

89.66%

768.99% 2014

12

50.41%



2

10%

	6,712,855,773.20	5,326,163,296.70	20.66%	2.35%	-0.58%	2.34%
	1,743,666,433.93	1,284,361,772.77	26.34%	2.32%	-1.40%	2.78%
	600,160,489.22	367,854,722.94	38.71%	5.94%		

367,854,722.94 6.91% 400,805,717.26

	1,336,625,726.81
	23.37%

5



2015

+

IT

ModelB@nk4.0

Sm@rtOP

PaaS

SaaS PaaS

Sm@rtESB

	2015	2014	
	3,393	2,632	28.91%
	65.57%	62.94%	2.63%
	373,288,226.59	305,129,914.18	22.34%

	1,653,437,873.79	2,403,731,227.77	-31.21%
	1,518,056,333.59	2,415,163,275.67	-37.14%
	135,381,540.20	-11,432,047.90	1,284.23%
	179,142,585.93	168,379,110.55	6.39%

1	84.42%	2014
2	88.88%	2
3	1284.23%	

	25,740,459.71	5.62%	
	-25,048,628.08	-5.47%	
	44,272,568.16	9.67%	
	7,798,456.34		

1

3

4

1

2

--	--	--	--	--	--	--	--	--	--	--	--	--	--

		2015	2015										
		10,787.67	05 22	05 28	0	10,787.67	10,787.67	0	0	0.00%	195.79		

	22 - " "

5

1

--	--	--	--	--	--	--	--	--	--	--

2013		20,000		17,497.52				2,502.48		2,500
2014		22,666.67	1,129.89	22,666.67	413.89	413.89	0.97%	0		0
	--	42,666.67	1,129.89	40,164.19	413.89	413.89	0.97%	2,502.48	--	2,500
		42,666.67		40,164.19				1,129.89		
626.00		90.00		413.89						

2


	((1)	(2)	(3)					
)				(2)/(1)					



	413.89
	75080188000114242

10%





" + " SaaS

OKI ATM

2016

1

2016

SaaS

PaaS

2

2016

IT

1 Δ6#gÖ£ '1 0 CE0éE »

3

1



2015 01 07

<http://www.cninfo.com.cn/finalpage/2015>

1 2015 3 27

2015-2017

2014

2 2015 4 24

2014

2014

2014

10

0.60 () 2015 6 4

2014

2015 6

10 2015 6 11

3 2015 8 24

2015

458,905,958

10

10

2015

2015 9 11

2015

2015 9 22

458,905,958

917,811,916

4

3

1 2015

2015

		10		0.4	
	2015				
2	2015	2015			458,905,958
		10	10	2015	
	2015	9	22		
3	2014	2014			2014
		10		0.60	
4	2013				
	-28,182.12			2013	




				100.00%
1	2015	8	24	2015
				10 10 2015
			458,905,958	
			2015 9 11	2015 9
22			458,905,958	917,811,916
2				2015 103,339,623.26
				10% 10,333,962.33
2014			27,534,357.48	69,660,498.76 2015
			135,131,802.21	
3	2016	3	29	2015
				10 0.4 0

1



			2014 2 14	2013 12 30		
			2014 2 14	2013 12 30		



2014 2 14

2013 12 30

			8 13	2015	2015 08 12	2015 8 12 6
			8 13	2015	2015 08 12	2015 8 12 6

2015 10 16

2015 07 22

			20,000 2015 7 10	2015 07 10	2015 10 14	2015 10 16
			2015 10 16	2015 10 16	2016 4 15	

2

--	--	--	--	--	--	--	--

2015 01 01 2015 12 31 33,433.67

-

"			17530				27
			38,876,998				2014 8 26
			7,849,265.9	137,716			2014
				7			"
							" 2014 8
							29

13,903.89

5

1

1

2

3

2

	2015 01 28	47,000	2015 03 23	365.11				
	2014 09 06							

2

3

1

--	--	--	--	--	--	--	--	--	--	--	--	--

				07	09	09	24												
--	--	--	--	----	----	----	----	--	--	--	--	--	--	--	--	--	--	--	--

2015 2015
1,000 07 10 09 24 1,000

			500	2015 08 21	2015 09 24		500		1.76	1.76	

			1,000	2015 10 22	2015 12 24		1,000		5.59	5.59	
--	--	--	-------	---------------	---------------	--	-------	--	------	------	--

				10	27	12	24							
				2015		2015								
				500	10	28	12	24					500	

2


4

			2015 06 29	-	-	-	-						2016 06 30	http //www. cninfo. com
				6104.46	-	-	-						2015 12 26	http //www. cninfo. com

2015-001	2015	B45	2015/1/10	http://www.cninfo.com.cn
2015-002	2015	B45	2015/1/10	
2015-003		B45	2015/1/10	
2015-004		B45	2015/1/10	
2015-005		B45	2015/1/10	

2015-006		B45	2015/1/10	

2015-



2015-027		B174	2015/3/31	
2015-028		B174	2015/3/31	
2015-029				

ŽSP 2iY&P&P

m

2015-048	2015	B12	2015/5/11
2015-049		B12	2015/5/11
2015-050		B11	2015/5/11
2015-051		B11	2015/5/11
2015-052		B60	2015/5/14
2015-053	2015	B56	2015/5/22
2015-054	2015	B24	2015/5/27
2015-055	2014	B28	2015/6/4
2015-056		B56	2015/6/5
2015-057		B76	2015/6/10
2015-058	2014	B53	2015/6/13
2015-059		B76	2015/6/30
2015-060		B5	2015/7/2
2015-061		B16	2015/7/8
2015-062		B52	2015/7/10
2015-063		B52	2015/7/10
2015-064		B93	2015/7/15
2015-065		B93	2015/7/15
2015-066		B93	2015/7/15
2015-067		B36	2015/7/22
2015-068	2015	B69	2015/8/5
2015-069		B69	2015/8/5
2015-070		B57	2015/8/13
2015-071		B57	2015/8/13

2015-072		B97	2015/8/26	
2015-073	2015			

2015 7 14

51.0114%

2015

7 15

<http://www.cninfo.com.cn>

, 2015

+

IT

()

2015

1

00Q<</MCID2

79.94%	0	0	322,493,493	0	322,493,493	683,600,054	74.48%	
0.00%	0	0	0	0	0	0		

1	2015	1	13					
				7,171,717		451,734,241		458,905,958
2	2015	8	24					2015
					458,905,958			10 10
2015						2015	9 11	2015
				2015	9 22			458,905,958 917,811,916
1				451,734,241		458,905,958		2014
2014								[2014]1258
2				458,905,958		917,811,916		2015
1	2014	12	30					5
				7,171,717				
					2015	1	13	
2	2015					10	10	2015
9	22						2015	9 22
1				7,171,717		2015	1	13
								0

2	2015				458,905,958		
	10	10	2015	9	22	917,811,916	
2015		0.3820 /		0.3820 /	2014		0.3241
/		0.3241 /					

2



						9,718,380
	5,540,462	0	5,540,462	11,080,924	5,540,462	2016 3 31 1,108,092 2017 3 31 1,108,092 2018 3 31 8,864,740
	4,432,369	0	4,432,369	8,864,738	4,432,369	2016 3 31 886,474 2017 3 31 886,474 2018 3 31 7,091,790
	3,078,033	0	3,078,033	6,156,066	3,078,033	2016 1 6 3,517,752 2017 12 25 2,638,314
	2,804,331	0	2,804,331	5,608,662	2,804,331	2016 12 30 5,608,662

820,809

2

2015 1 13

7,171,717

458,905,958

2015 8 24

458,905,958

2015

2015 9 11

2015¹⁸₉

10 2015



.



10

2013

9.44 /



--	--	--

	/			
		2011 05 18	32,951.97	
		2001 11 28	173,000	

5

				44	2014 01 22	2016 01 06	0	0	0	0	0
				51	2015 04 24	2016 01 06	0	0	0	0	0
				53	2014 01 22	2015 04 24	0	0	0	0	0
				54	2014 01 22	2015 09 11	0	0	0	0	0
				58	2014 01 22	2015 09 11	0	0	0	0	0
				39	2014 01 22	2015 08 24	0	0	0	0	0
	--	--	--	--	--	--	0	0	0	0	0



2014 1
52 1981 -1985 1985 -1989
2010 4 -2011 3
2011 4
40 1997 7 1999 5
2003 6 2009 5 -2011
4 2011 4 -2014 4 2014
5 2015 9
41 1995 7
2002 7 MBA 2007 3
2011 9
49 1991 7
2008 7 2002
2008 5 2011
9
58 2001 7
2014 4 2004 1 -2012 2
2011 9 -2013 12 2012 3
2015 9

5522 8 2012 8 È + GMÀç¶% ¢»Í (P <</MCID 141 >>7DC 9C2_0 10.5 Tf 23.64 0 Td(2013)Tj E<5D0F0D2DP <

2016 1

41 2001 3 2008 4 -2014 3

2014 4 -2015 5

2015 6 12

2016 1 2015 9

39 2004 7 1998 7

2009 6 -2011 9 2012 3 -2014

4 2014 5 -2015 12

2016 1 2015 9

53 1986 2010

2011 9

45 2007 3

2011 9

52

2012 5 2008 11

2009 11 -2011 1

2011 9

39 1998 7 2012 5

2008 4 -2011 3 2011 4 -2011

8 2014 5

2011 9 -2015 8

35 2012 11 2004 3 -2014

6 2010 9 -2013 9

78

2015 3
 45 2000 7 2015
 7 2009 4 -2011 4
 2011 5 -2011 11 2011 12 -2014
 12 2015 1 -2015 8
 2015 8

			2002 03 28		
			2002 03 28		
			2011 05 18		
			2015 06 01	2015 12 31	
			2016 01 01		
			2016 01 01		

			2011 04 01		
			2011 06 10		

CEO

2011 04 01

			39		106.84	
--	--	--	----	--	--------	--

1

2

[2012]37

3 --

([2013]43)

2015-2017

3

2015

4

5

[2003]56

6

1

2015		0.14%	2015 01 27	2015 01 28	http://www.cninfo.com.cn
2014		0.08%	2015 04 24	2015 04	

2014 1 22
2015 4 24

2014 5 16
2015

3 2015 3 13

2015

2014

2014

4 2015 3 27

2015

2014

2014

2014

2015

5 2015 4 24

2015

2015

2015

2015 8 24

2015

<2015

> <2015

>

<

2015

>

<2015

10

2015

<2015

>

2015

2015

2015

2015 12 31

2015

2015

4

2016 2 18 2016 3

14

2015

5

2015

2015

2016

3

2015

2015

2015 12 31

2015

3

1 2015 3 27

31

31

31

2015 3 27

2015

2015

2

1 2015 3 27

2015

2014

2014

1 2014

2

2 2015 4 24

2015

2014

		< 0.2%			0.2%	
		< 0.2%				
			0			
			0			
			0			
			0			

	2015

--

	2016 03 29
	XYZH/2016BJA10122

2015

12 31

2015

	32,919,444.45	25,020,000.00

	1,401,889,357.80	1,158,422,995.29
	661,637,769.34	570,297,210.22
	250,821,455.89	270,666,340.16
	88,941,112.36	152,768,859.54
	744,169.91	373,960.52
	24,802,855.89	42,630,353.77
	251,613,000.00	
	4,018,866,947.56	3,167,556,213.54
		240,000,000.00
	46,703,958.72	32,006,084.72



52,285,208.72

274,292,334.72

	6,367,531.59	24,142,748.13
		157,516,512.00
	796,135.39	137,603,380.25
	68,905,256.64	23,538,391.49
	5,350,316.69	
	681,987,977.00	745,562,271.01
	32,899,444.45	25,000,000.00
	1,547,460,333.91	1,533,135,617.91
	336,565.31	399,501.87
	800,696.00	1,023,426.00

	5,000,000.00	
	19,173,078.70	22,335,686.00
	73,991,177.29	193,412,691.93
	66,723,749.43	51,838,290.14
	11,440,498.38	13,368,030.83
	5,856,166.56	3,122,755.45
	6,646.00	
	2,533,798.90	18,116,969.93

	184,725,115.26	302,194,424.28

	19,160,146.34	24,244,336.41
	442,341,950.97	420,076,869.46
	510,833,097.00	462,027,735.48
	43,564,246.63	18,359,409.25
	-25,048,628.08	4,758,400.30

	-3,593,126.92	25,853,993.12
	-3,593,126.92	25,853,993.12
	0.00	
1.		

4


	573,798,227.08	507,794,720.55
	525,712,673.83	450,203,131.40
	1,326,105.25	1,803,252.97
	2,255,724.28	2,507,377.67
	47,583,200.87	57,433,582.63
	-8,530,502.40	-6,714,134.95
	152,660.75	2,406,401.55

3.		
4.		
5.		
6.		
	103,339,623.26	359,221,710.16

5

	7,587,847,318.64	8,272,697,537.42

	1,653,437,873.79	2,403,731,227.77
	1,439,641,390.10	2,380,666,522.77
	58,869,649.67	31,919,347.37
	19,545,293.82	2,577,405.53
		2,415,163,275.67



		65,000,000.00
	263,656,877.18	265,955,945.21
	373,600.00	1,393,679.42
	41,179,472.00	25,000,000.00

2015

					-55,836.79
	917,811,916.00				1,117,366,947.99

						-55,836.79
66,292,066.58		20,396,756.11		1,127,451,316.70	51,189,771.07	3,300,508,774.45


	431,214,014.00				881,287,279.65

44,031,200.38		2,322,738.36		542,908,224.61	21,939,342.21	1,923,702,799.21

1													
2													
	458,905,958.00				1,576,328,742.78		69,885,193.50		10,062,793.78		814,699,309.20	31,632,838.89	2,961,514,836.15

8

[Redacted]									
[Redacted]	[Redacted]	[Redacted]	[Redacted]	[Redacted]	[Redacted]	[Redacted]	[Redacted]	[Redacted]	[Redacted]



The image shows a large, solid grey rectangular area that spans most of the width of the page. It appears to be a redaction of content, possibly a table or a large block of text. The redaction is complete, obscuring any underlying information.

										7,740,055.42	-7,740,055.42	
1										7,740,055.42	-7,740,055.42	
2												
3												
1												
2												
3												
4												

"

"

	3,241.24	43.57%
	2,197.64	29.54%
	2,000.00	26.89%
	200.00	2.69%
	7,438.88	100.00%

2

"

"

"

"

1

3

4

5

5

7



巨潮资讯

www.cninfo.com.cn

中国证监会指定信息披露网站

=

=

10

11

12

13

1

2

18

19

1

2

3

20

22

1

135

2


1

25%

2

1



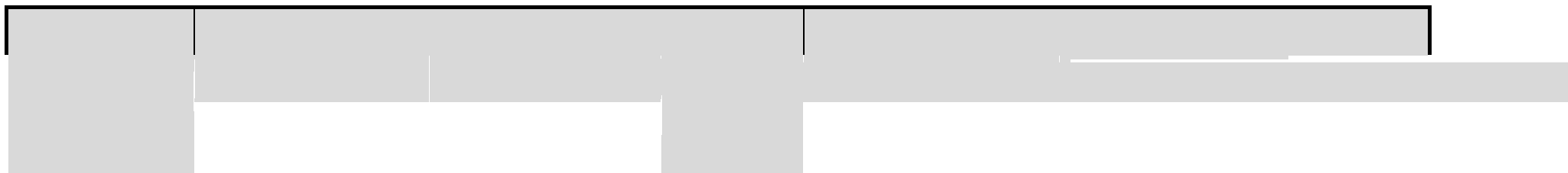






6

1



	38,876,998.00	38,876,998.00	100.00%	
	38,876,998.00	38,876,998.00	--	--

	38,876,998.00	12.16%	38,876,998.00	100.00%
	280,844,806.52	87.84%		
	280,844,806.52	87.84%		
	319,721,804.52	100.00%	38,876,998.00	12.16%



		34,019,224.54
		4,690,726.05
	1,632,202.80	3,257,378.60

2



		7,840,000.00		-1,854,756.00						5,985,244.00	
		7,840,000.00		-1,854,756.00						5,985,244.00	
	4,669,391.35			3,834,563.03			3,871,000.00			4,632,954.38	
	2,219,245.20			-90,463.84						2,128,781.36	
	107,349.23		108,080.34	731.11							
	351,459,488.99			2,088,930.10	139,213.31	-55,836.79	5,529,898.20			348,101,897.41	
	358,455,474.77		108,080.34	5,833,760.40	139,213.31	-55,836.79	9,400,898.20			354,863,633.15	
	358,455,474.77	7,840,000.00	108,080.34	3,979,004.40	139,213.31	-55,836.79	9,400,898.20				

11**1**

	42,456,013.42	49,262,807.19	1,554,844.95	50,803,063.63	144,076,729.19
	43,474,278.90	72,551,232.80	1,767,938.57	49,850,090.11	167,643,540.38

12

1

				255,404.17	255,404.17

		5,504,002.59		74,475,963.17	79,979,965.76
				1,323,312.89	1,323,312.89
				879,755.22	879,755.22

		506,085.00		8,192,686.73	8,698,771.73
				433,535.79	433,535.79

	12,141,666.67	1,821,250.00	15,241,666.67	2,286,250.00
	12,141,666.67	1,821,250.00	15,241,666.67	2,286,250.00

18

1

	489,446,605.78	514,521,996.99
	517,027,738.96	248,170,508.12
	1,006,474,344.74	762,692,505.11

19

	202,942,798.63	62,969,116.08
	129,000,083.00	146,734,872.85
	331,942,881.63	209,703,988.93

20

1

	1,401,889,357.80	1,158,422,995.29
	1,401,889,357.80	1,158,422,995.29

2 1

	14,105,469.87	
	11,154,813.00	
	8,464,441.67	
	7,677,813.26	
	7,660,418.86	
	49,062,956.66	

21

1

	661,637,769.34	570,297,210.22
	661,637,769.34	570,297,210.22

2 1

	11,630,680.95	
	8,874,407.00	
	6,232,713.91	

	5,058,884.22	
	31,796,686.08	

22

1

	264,962,151.99	829,008,593.34	847,661,961.46	246,308,783.87
	5,726,929.26	86,132,853.60	87,324,369.75	4,535,413.11
	-22,741.09	950,668.00	950,668.00	-22,741.09
	270,666,340.16	916,092,114.94	935,936,999.21	250,821,455.89

2

	232,071,210.42	695,088,616.08	719,937,780.05	207,222,046.45

	241,362.44	4,171,260.82	4,190,877.30	221,745.96
		1,096,418.97	1,096,418.97	
	5,726,929.26	86,132,853.60	87,324,369.75	4,535,413.11

23

	43,013,629.04	71,303,290.98
	1,310,474.13	1,358,221.89
	35,579,322.12	25,418,006.14
	3,334,832.11	

	15,050,692.11	29,033,864.66


29



		800,000.00	400,000.00	637,941.65		562,058.35	
			600,000.00				

	27,535.77		27,535.77			
		2,000,000.00	24,586.37		1,975,413.63	
	445.8		445.8			
	11,027,698.48				11,027,698.48	

30



	69,885,193.50	-3,593,126.92	-3,593,126.92	66,292,066.58
--	---------------	---------------	---------------	---------------

	598.29	341.88		
	6,712,855,773.20	5,326,163,296.70	6,559,007,918.00	5,357,409,536.95

36

	335,670.96	690,822.54
	10,899,868.23	13,744,609.79
	4,704,382.19	5,885,342.46
	3,211,534.50	3,923,561.62
	8,690.46	
	19,160,146.34	24,244,336.41

37

	192,041,774.53	207,278,991.96
	11,653,989.58	15,614,817.41
	9,485,856.58	9,520,011.39

38

	254,733,068.55	229,992,617.45
	12,431,954.07	3,374,179.05
	7,347,841.61	691,331.15
	38,066,884.21	30,864,155.76
	10,897,957.60	6,395,106.11
	12,582,862.22	31,595,595.68
	21,460,042.22	21,886,103.95

	9,816,045.95	10,244,389.84
		37,493,875.86
	-25,048,628.08	4,758,400.30

						2,025,209.72	2,025,209.71	
						6,122,751.53		
						5,464,000.00	2,894,000.00	

						885,772.48	1,327,592.00	
						637,941.65		
						600,000.00	240,000.00	
						359,928.97	490,000.00	
						349,703.65	194,330.81	
						267,000.00	97,872.27	
						238,071.31	63,030.23	
						176,381.64	242,696.00	
						143,311.00		
						117,250.15	1,905.00	
						113,097.44	66,000.00	

						86,000.00		
						65,991.94	333,634.04	
						52,218.80	123,062.12	
						27,535.77		
						24,586.37		
						445.80	349,554.20	
							3,600,000.00	
							550,000.00	
							900,000.00	
						6,054,269.97	4,057,537.12	

							564,135.82		
--	--	--	--	--	--	--	------------	--	--

							199,444.00	
							50,000.00	
							200,000.00	
							400,000.00	

43

	7,475,563.62	500,174.67	7,475,563.62
	7,475,563.62	500,174.67	7,475,563.62
	322,892.72	1,271,419.30	322,892.72
	7,798,456.34	1,771,593.97	7,798,456.34

44

1

	70,550,743.03	50,242,362.03
	15,518,232.65	-6,416,493.34
	86,068,975.68	43,825,868.69

2

	458,056,235.17
	114,514,058.79
	-22,348,447.18
	697,981.63

45

32

46

1

	40,214,426.22	11,952,506.88
		23,326,884.65
	36,561,487.01	26,339,732.51
	1,760,363.81	775,153.10

3

	1,410,000,000.00	2,595,000,000.00
	1,410,000,000.00	2,595,000,000.00

3

4

	1,210,520,000.20	2,795,000,000.00
	6,000,000.00	2,340,000.00
	900,000.00	27,593.51

	17,372,466.64	
	745,283.01	
	19,545,293.82	2,577,405.53

47

1

	371,987,259.49	287,124,636.69

2

	1,879,936,445.81	1,700,793,859.88
		18,25 25 >

	10,000.00	0.83871	8,387.10
	28,692,695.27	6.50000	186,502,519.26

100

					100.00%	
					100.00%	
					100.00%	

↓

	531,903.82	1,205,064.10
	417,766,009.29	329,060,228.91
	4,999,644.71	52,947.79
	1,127,942,230.67	1,146,697,232.52
	202,014,453.51	205,373,474.34
	146,086,014.65	146,086,014.65
	1,429.25	

	37,230,089.41	46,958,281.70	22,783,499.98	116,179,932.03
	2,346,581.60	308,468,541.35	3,161,218.58	422,514,714.76
	176,994.00		176,958.00	
	35,490.21	78,463,851.90		

		1,549.89	1,549.89	2,895.29	2,895.29
		-1.14	358.15	1,677.41	1,677.41
		0.00	0.00	-0.05	-0.05
		2,104.70	2,104.70		
		3,653.45	4,012.74	4,572.65	4,572.65
		-1,549.89	-1,549.89	-2,895.29	-2,895.29
		1.14	-358.15	-1,677.41	-1,677.41
		0.00	0.00	0.05	0.05
		-2,104.70	-2,104.70		



5

1

/

		3,772,449.44	550,000,000		1,508,493.73
		10,931,945.37			13,389,799.33
		398,632.48			
		3,730,734.19			2,670,541.87
		682,487.19			
		2,924,822.94			473,938.34
		50,522.64			151,282.05
		1,100,977.54			404,206.70
		200,129,930.56			195,633,529.09
		470,085.47			
					21,367.52
					9,042.45
					1,805.08
		61,200.00			104,622.64
					259,246.02

6

1

		3,293,208.00			
		8,921,500.00		4,312,500.00	
		201,500.00			
		426,400.00			

1

2015 12 31 (T)

" "

2015 6 12

100

100%

2015 5

31

19,590

1

1

	101,729,259.85	99.80%	1,479,896.27	1.45%
	201,500.00	0.20%		

	101,930,759.85	100.00%	1,479,896.27	1.45%
	101,930,759.85	100.00%	1,479,896.27	1.45%

()

	2,300,000.00	4.61%	2,300,000.00	100.00%
	39,791,896.93	79.82%	61,481.65	0.15%
	42,091,896.93	84.43%	2,361,481.65	5.61%
	7,762,363.27	15.57%	7,762,363.27	100.00%
	49,854,260.20	100.00%	10,123,844.92	20.31%

2

-865,903.90

3

	7,762,363.27

3

4

60.99%

62,163,373.08

839,043.45

2

1



2

		170,819,224.54
	796,135.39	780,942.25
		4,084,034.75
	796,135.39	175,684,201.54

3



	-7,428,287.96	
	25,987,319.34	

